

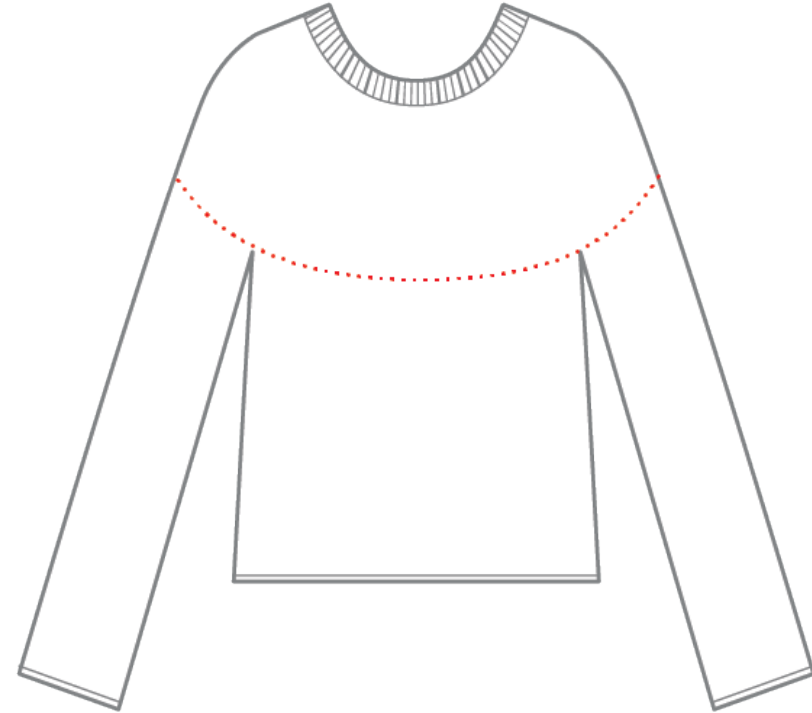
Circular Yoke

- All about yoke dimensions
- Follow the multiples
- Pick neck circumference
- Pick yoke circumference



Circular Yoke

- ~50% of increases in top ¼ of yoke
- ~20% in second ¼ of yoke
- ~30% in bottom half
- Group shaping in sections or spread throughout design



Fit Difficulties

- Neck drop
- Add short rows

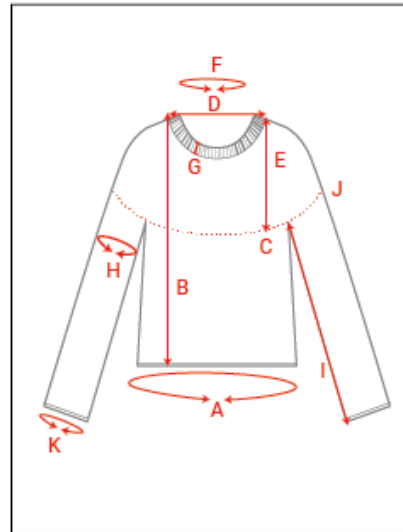


Fit Difficulties

- Neck drop
- Add short rows


Circular Yoke

Design Name: Tyler



GARMENT PLANNING WORKSHEET

Swatch: 1x1 rib yoke, stockinette body



Notes:

BODY:
REGULAR FIT
RIBBED, STRIPED YOKE
STOCKINETTE BODY
FULL LENGTH
ROLLED HEM

NECK:
CREW
1X1 RIB, FOLDED

SLEEVES:
STOCKINETTE
FULL LENGTH
ROLLED HEM

Yarn: KNITTING FOR OLIVE MERINO Stitches: 21
Needle size: US 6 / 4.25 mm Rows: 28
Dimensions: 4" / 10 cm square

	Garment	Ease +/-
A. Body circ	61"	+5"
B. Body length	26"	
C. Armhole/Yoke depth	9"	+1"
D. Neck width	10"	
E. Neck drop	5"	
F. Neck circ	30"	
G. Neck trim height	1"	+0"
H. Bicep circ	21"	+1.5"
I. Sleeve length	20"	
J. Yoke circ	90"	
K. Sleeve circ	8"	+1.25"